

Annual Report  
on Curriculum, Instruction  
and Student Achievement  
for  
Nova Classical Academy  
4098-07



2009-2010

## Table of Contents

Introduction _____	2
Student Background/Demographics _____	3
Student Attendance percentages _____	3
Governance _____	5
School Finances _____	6
Accountability Data _____	6
Program Successes and Best Practices _____	7
Academic and Non Academic goals for 2009-10 _____	8
Academic and Non Academic goals for 2010-11 _____	8
501(c)3 status _____	10
Report card, Lower Campus _____	11
Report card, Upper Campus _____	16

Annual Report on Curriculum, Instruction and Student Achievement  
Nova Classical Academy District #4098-07  
2009-2010 School Year

**Introduction**

**1. School Vision, Mission Statement, Educational Philosophy, and Sponsor Information**

**A. Vision**

Within a decade of opening its doors, Nova Classical Academy will be recognized in Minnesota as providing a high quality K-12 classical education in the western tradition. Nova will continue to be led by a strong parent-led board and skilled school management. The faculty and parents will fully support and practice the principles of classical education. Nova will reside on a campus that fully supports the K-12 program while maintaining its small school environment. The school will graduate a class of seniors who embody Nova's educational aim. The school's faculty will be highly qualified to teach the classical model and the school's financial stability will support the growing needs of a reputable classical education in the public domain.

**B. Profile**

Nova Classical Academy was started by three parents who wanted a more rigorous education for their children. The school they founded was the first public school in Minnesota to offer a classical education where the students would not only learn subjects, but moral character as well. Most importantly, Nova was created to be a school where students are taught how to think and how to apply their knowledge in different situations.

**C. Mission Statement**

In a nurturing, small-school environment, and through the use of an academically accelerated and enriched curriculum, Nova Classical Academy will offer its learners a rigorous, thorough, systematic, challenging, K-12 college-preparatory education in the classical tradition.

**D. Educational Philosophy**

Nova Classical Academy seeks to form young adults who possess the moral virtues (Prudence, Justice, Fortitude, and Temperance) and the intellectual virtues (Wisdom, Understanding, and Science) as articulated in the western tradition in order that they may readily take up the responsibilities of adulthood.

**E. Authorizer Information**

Authorizer: Friends of Education  
Authorizer Contact: Beth Topoluk  
Authorizer Address: 319 Barry Ave. South  
Wayzata, MN 55391

Authorizer Contact Duration: Expires in 2012-2013.

## 2. Student Background/ Demographics

### A. Number of Students Enrolled

Nova began in the fall of 2003 with 166 students enrolled in kindergarten through 6<sup>th</sup> grade, with two sections of kindergarten and one section each in 1<sup>st</sup> through 6<sup>th</sup>. By the 2009-2010 school year, Nova had 571 students in kindergarten through 9<sup>th</sup> grade and had three sections K-3 as well as two sections of every other grade. Even with the expansion in sections, Nova continues to have a long waiting list (500+ students), especially in kindergarten through 8<sup>th</sup> grade.

### B. Key Demographic Trends

School Year	K	1	2	3	4	5	6	7	8	9	10	11	12	Attrition Rate
2007-08	40	44	44	48	48	24	42	33	33	0	0	0	0	4%
2008-09	40	44	44	48	48	48	52	51	32	0	0	0	0	3%
2009-10	60	72	72	78	52	53	54	54	48	28	0	0	0	1.9%
Estimated 2010-11	60	72	72	78	78	52	54	54	54	40	20	0	0	n/a

Demographic Information	2007-08 Enrollment (Oct 1)	2008-09 Enrollment (Oct 1)	2009-10 Enrollment (Oct 1)
Percent Qualified for Free/Reduced Meals	15%	14%	14%
Percent Special Education Program	8%	8%	6.3%

## 3. Student Attendance Percentages

	2007-08	2008-09	2009-10
All	96.95%	94.70%	96.76%

### Teacher Staffing Information

Name	File Folder Number	Assignment/ Subject	Left During 09/10	Not Returning 10/11
Kristina Alton	442531	Latin (3-6)	<input type="checkbox"/>	<input type="checkbox"/>
Jeanie Anderson	437857	Music (6-9)	<input type="checkbox"/>	<input type="checkbox"/>
Jason Belter	432080	Science (7-9)	<input type="checkbox"/>	<input type="checkbox"/>
Patricia Bodestab	209167	First Grade	<input type="checkbox"/>	<input type="checkbox"/>
Nancy Broen	397048	History (8-9)	<input type="checkbox"/>	<input type="checkbox"/>
Marsha Bunge	408232	Special Education	<input type="checkbox"/>	<input type="checkbox"/>
Laura Burkhardt	375931	Art (6-9)	<input type="checkbox"/>	<input type="checkbox"/>

Laura Buri (Heuett)	441724	Fifth Grade	<input type="checkbox"/>	<input type="checkbox"/>
Yifu Chen	442735	Math (6-9)	<input type="checkbox"/>	<input type="checkbox"/>
Claudia Houser-Crifasi	438031	History (6-7) / LA (6)	<input type="checkbox"/>	<input checked="" type="checkbox"/>
Megan Daoust	397162	Second Grade	<input type="checkbox"/>	<input type="checkbox"/>
Patrick Erikson	433859	Science (5-6)	<input checked="" type="checkbox"/>	<input type="checkbox"/>
Brandon Foat	408188	History (6-7)	<input type="checkbox"/>	<input type="checkbox"/>
Joshua Garvin	433596	Latin (6-9)	<input type="checkbox"/>	<input type="checkbox"/>
Lisa Greenberg	437894	Special Education	<input type="checkbox"/>	<input type="checkbox"/>
Jo Jacobson	445885	Kindergarten	<input type="checkbox"/>	<input type="checkbox"/>
Kim Keller	397559	Third Grade	<input type="checkbox"/>	<input type="checkbox"/>
Andrew Kennedy	450008	Science (5-6)	<input type="checkbox"/>	<input type="checkbox"/>
Annie Lewine	458683	Latin (6-8)	<input type="checkbox"/>	<input type="checkbox"/>
Chad Long	410502	Third Grade	<input type="checkbox"/>	<input type="checkbox"/>
Christine Long	435010	First Grade	<input type="checkbox"/>	<input type="checkbox"/>
Rebecca Lund	389883	Second Grade	<input type="checkbox"/>	<input type="checkbox"/>
Maria Marchand	411039	Fourth Grade	<input type="checkbox"/>	<input type="checkbox"/>
Jonathan Martin	446476	Physical Ed. (K-5)	<input type="checkbox"/>	<input type="checkbox"/>
Kathleen McLarn	412625	Fifth Grade	<input type="checkbox"/>	<input type="checkbox"/>
Karen Pettinger	349765	Math	<input type="checkbox"/>	<input type="checkbox"/>
Virginia Pollack	998101	Spanish	<input type="checkbox"/>	<input checked="" type="checkbox"/>
Christian Rovn	372404	Phys. Ed. / Health (6-8)	<input type="checkbox"/>	<input type="checkbox"/>
Bonnie Schlank	389951	Fourth Grade	<input type="checkbox"/>	<input type="checkbox"/>
Jeff Sims	447751	Math (6-8)	<input type="checkbox"/>	<input checked="" type="checkbox"/>
Michelle Steingraeber	433863	First Grade	<input type="checkbox"/>	<input type="checkbox"/>
Sarah Taylor	421853	Language Arts (7-8)	<input type="checkbox"/>	<input type="checkbox"/>
Traci Taylor	398736	Second Grade	<input type="checkbox"/>	<input type="checkbox"/>
Suzannah Toso	434232	Kindergarten	<input type="checkbox"/>	<input type="checkbox"/>
Katie Tuma	290613	Art (1-3)	<input type="checkbox"/>	<input type="checkbox"/>
Rebecca Urbrock	408803	Music (K-5)	<input type="checkbox"/>	<input type="checkbox"/>
Susan Whalen	447286	Language Arts 9	<input type="checkbox"/>	<input type="checkbox"/>
Regina Zelinka	410775	Kindergarten	<input type="checkbox"/>	<input type="checkbox"/>

In addition to the licensed teachers listed above, Nova Classical Academy also employed eight Education Assistants and four support personnel (Business Manager, Project Manager, and two Office Managers). Nova contracted with ISES for additional Special Education services and with Hill Murray for Band.

Nova employed two personnel in administration:

Name	File Folder Number	Assignment	Years Employed by the School	Left During 09/10	Not Returning 10/11
Brian Bloomfield	443123	Executive Director	2	<input type="checkbox"/>	<input type="checkbox"/>
Miranda Morton	438376	Lower School Director	2	<input type="checkbox"/>	<input type="checkbox"/>

For 2009-10, the Executive Director, Brian Bloomfield, had goals approved by the Board of Directors at the August 2009 board meeting. Those goals include specific accomplishments within the general areas of student assessment, human resource and personnel management, financial management; legal and compliance management, effective communication, and board, authorizer, and community relationships. The Executive Director's Professional Development Plan for 2009-10 was two-fold:

- 1) to work towards obtaining valid MN administrator licensure by June 2010

- 2) to report to the Board three times on progress towards goals agreed upon in the August 2009 board meeting: once in December 2009, once in March 2010, and once in June 2010.

For 2010-11, Mr Bloomfield has earned his K-12 licensure in Minnesota (May 2010). He has goals reviewed by the Board of Directors at the September 2010 meeting.

#### 4. Governance

In the spring of 2009 Nova Classical Academy had eleven members on the Board of Directors.

**2009-2010 School Year Charter Public School Board**  
*This table contains information for ALL board members.*

*2009-10 Election Date: May 2010*

*2010-11 Anticipated Election Date: May 2011*

<b>Name</b>	<b>Board Position</b>	<b>Group</b> (if teacher, file folder #)	<b>Date Seated</b>	<b>Phone Number</b>	<b>E-Mail Address</b>	<b>Member Meeting Attendance Rate</b>
Jason Belter	Director	Teacher, 432080	7/2010	(651) 428-5185	<a href="mailto:jbelter@novaclassica.org">jbelter@novaclassica.org</a>	91.7%
John Bujan	Director	Community Member	7/2009	(612) 823-0007	<a href="mailto:jmbujan@msn.com">jmbujan@msn.com</a>	100%
Tom Corrigan	Director	Parent	7/2009	651-736-6885	<a href="mailto:corrigan@mmm.com">corrigan@mmm.com</a>	91.7%
Diane Cossairt	Director	Parent	7/2008	(651) 224-3420	<a href="mailto:dcossairt@q.com">dcossairt@q.com</a>	75%
Brandon Foat	Director	Teacher, 408188	7/2009	(612) 724-0762	<a href="mailto:bfoat@novaclassical.org">bfoat@novaclassical.org</a>	100%
Damon Fraser	Director/ Treasurer	Parent	7/2010	(612) 721-0061	<a href="mailto:damonfraser@msn.com">damonfraser@msn.com</a>	100%
Simon Fung	Director	Community Member/ Founder	7/2009		<a href="mailto:sfung@mmm.com">sfung@mmm.com</a>	83.3%
Kirsten Hornseth	Director	Parent	7/2009	(651) 699-8845	<a href="mailto:kirsten@hornseth.com">kirsten@hornseth.com</a>	100%
Dianne Krizan	Director/ Chair	Parent	7/2008	(651) 645-7067	<a href="mailto:dianne.krizan@gmail.com">dianne.krizan@gmail.com</a>	91.7%
Becky Lund	Director/ Secretary	Teacher, 389883	7/2008	(651) 295-2570	<a href="mailto:blund@novaclassical.org">blund@novaclassical.org</a>	100%
Wendy Swanson-Choi	Director	Parent	7/2009	651-681-8742	<a href="mailto:wendy@tizacademy.com">wendy@tizacademy.com</a>	91.7%

## 6. School Finances

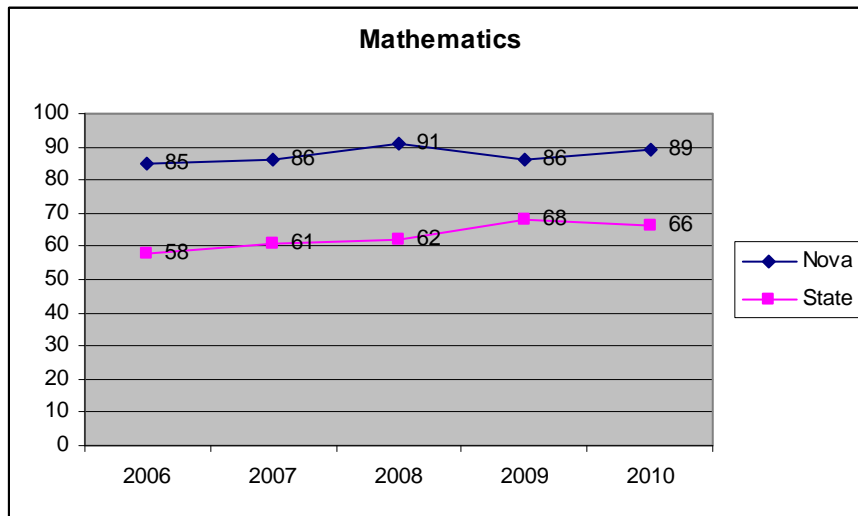
In 2009-10 Nova continued to implement best practices in our financial systems and control mechanisms. Nova ended 2009 with a 12.6% fund balance and had set a goal for 2010 of having at least a 15% fund balance. Nova had also set a goal of winning the MN Finance Award for the 2009-10 school year as well as having a clean (no findings) external audit. In November 2009 Nova Classical Academy received back its external audit (performed by MMKR) with no findings (material or otherwise). In December 2009 Nova Classical Academy won its first-ever MN Finance Award. Nova's projected fund balance at the end of SY2010 is 22.7%.

## 7. Accountability Data: Review of Testing Program

Nova Classical Academy administers the MCA-II to all students in grades 3-8 to measure math and reading proficiency relative to Minnesota State Academic Standards over time.

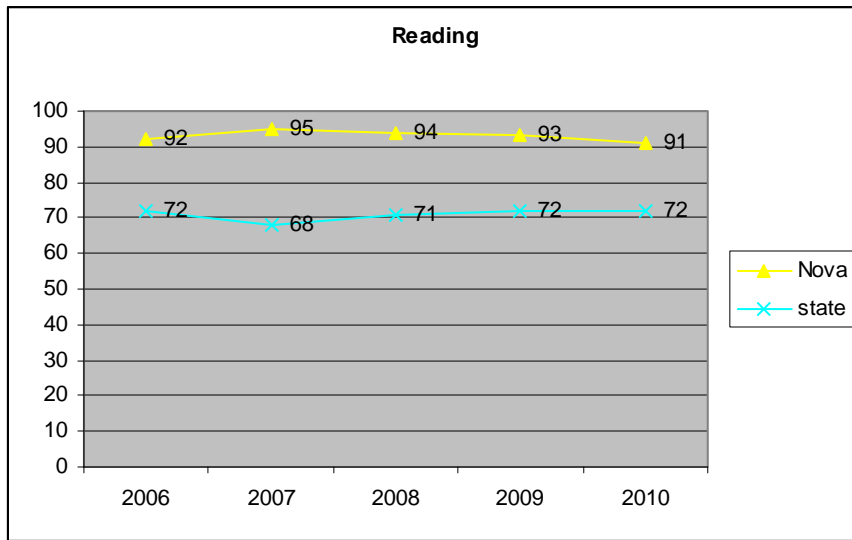
**Figure 7a**

Trend in Student Math Proficiency 2006-10 as Measured by MCA-II



*Math proficiency at Nova Classical Academy exceeds state proficiency averages and has since 2006.*

**Figure 7b**  
Trend in Student Reading Proficiency 2006-10 as Measured by MCA-II



*Reading proficiency at Nova Classical Academy exceeds state proficiency averages and has since 2006.*

## 8. Program Successes and Best Practices

### A. Enrollment

Enrollment increased 41.3% from 404 in 2008-09 to 571 in 2009-10 through the introduction of a third section of grades K-3, increasing class sizes to a base of 26 in grades 3+, as well as opening the high school with a ninth grade class. Enrollment continues to increase at Nova Classical Academy.

### B. Parent Involvement/ Satisfaction

Nova's Accountability Committee administered a Parent Satisfaction Survey to the entire community in the Spring of 2010. Overall satisfaction with Nova averaged 4.44 on a 5-point scale (5 being extremely satisfied), slightly up from the previous year's average of 4.19, with 132 people (out of 138) giving a rating for their overall satisfaction.

### C. Test Results: 2010 MCA-II

MATHEMATICS						
% students meets or exceeds expectations						
	Grade 3	Grade 4	Grade 5	Grade 6	Grade 7	Grade 8
Nova	91.0%	86.6%	86.3%	90.7%	94.4%	83.0%
State	82.8%	77.0%	68.6%	68.9%	64.4%	58.5%

READING						
% students meets or exceeds expectations						
	Grade 3	Grade 4	Grade 5	Grade 6	Grade 7	Grade 8
Nova	85.9%	92.3%	84.3%	94.4%	94.5%	93.8%
State	76.3%	72.5%	76.4%	71.7%	66.1%	68.1%



SCIENCE			
% students meets or exceeds expectations			
	Grade 5	Grade 8	Grade 9
Nova	64.7%	74.5%	68.0%
State	46.0%	47.9%	51.8%

## 9. Academic and Non-Academic Goals for 2009-2010

### A. Academic Goals for 2009-10

1. **Goal:** Increase the percentage of students who “Exceed Standards” in Reading as measured on the MCA-II to 72%

**Measure:** MCA-II results, spring 2010

**Outcome:** 71.3% of students exceeded expectations.

2. **Goal:** Increase the percentage of students who “Exceed Standards” in Math as measured on the MCA-II to 52%

**Measure:** MCA-II results, spring 2010

**Outcome:** 47.3% of students Exceed expectations

### B. Non Academic Goals for 2009-10

1. **Goal:** Secure financial plan to compensate for the increase in state holdback funding for 2009-10 and 2010-11.

**Measure:** Financial plan approved by Authorizer and Nova Board of Directors.

**Outcome:** Sufficient Line of Credit obtained through a bank in September 2009.

2. **Goal:** Develop faculty mentoring program and classical education certification program to acculturate new faculty to be highly qualified to teach at Nova Classical Academy

**Measure:** Complete program guidelines submitted to Nova’s Board of Directors by June 2010.

**Outcome:** Program completed on time and being implemented in 2010-11.

## 10. Academic and Non-Academic Goals for 2010-2011

### A. Academic Goals for 2010-11

1. **Goal:** Increase the percentage of students who “Exceed Standards” in Reading as measured on the MCA-II to 73%

**Measure:** MCA-II results, spring 2010

2. **Goal:** Increase the percentage of students who “Exceed Standards” in Math as measured on the MCA-II to 49%

**Measure:** MCA-II results, spring 2010

B. Non Academic Goals for 2010-11

1. **Goal:** Create 3 year funding plan to support securing a permanent facility.

**Measure:** Financial plan approved by Authorizer and Nova Board of Directors.

2. **Goal:** Report on success and extension of the Classical Education Certification program as a training tool for Nova and other classical schools.

**Measure:** Report submitted to Nova’s Board of Directors by June 2011.



More about Attorney General Lori Swanson

**Charity Links**

- [AG Home](#)
- [Charities Search](#)
- [Guide to Charities Laws](#)
- [Charities Forms](#)
- [Charity Resources](#)
- [Extension Request](#)

**Minnesota Attorney General's Office**

1400 Bremer Tower  
445 Minnesota Street  
St. Paul, MN 55101

(651) 296-3353  
(800) 657-3787

TTY:(651) 297-7206

TTY:(800) 366-4812

**Search Results**

Organization Name **NOVA CLASSICAL ACADEMY**

Organization Type **TRUST**

Contact Person **ATTN RICHARD NUNNELLY**

Address **1668 MONTREAL AVE**

City **ST PAUL**

State **MN**

Zip Code **55116**

IRS Code 501 (c) **03**

Purpose or Description **Provide rigorous, thorough, systematic, challenging primary school education to grades K-5 in the classical tradition, to expand as facilities permit to grades K-12.**

Phone Number **(651) 227-8622**

Status **ACTIVE**

Extension **None**

What year would you like to see information for?

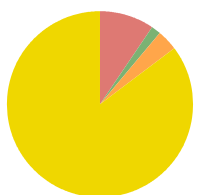
**Charities**

**District Name:** NOVA CLASSICAL ACADEMY DISTRICT  
**Address:** 1668 MONTREAL AVENUE  
 ST. PAUL, MN 55116  
**Phone:** 651-227-8622

**Principal:** MIRANDA MORTON  
**Website:**  
**Grades served:** Kindergarten,1,2,3,4,5  
 (Data from 2009-10 school year unless otherwise noted)

## Student Information 2009-10 School Year Data

### Enrollment Demographics



American Indian	0.0%
Asian	9.5%
Hispanic	1.8%
Black	3.5%
White	85.3%
<b>Total:</b>	<b>100.0%</b>

Student Population	571
Limited English Proficient	1%
Special Education	7%
Free and Reduced Price Lunch	13%

Is school eligible for open enrollment at any single grade level(s) for school year 2010-11? Yes

## District Mobility 2008-09 School Year Data

Students from other districts who attend school in this district	404
Students from this district who attend school in another district	No data available.
Rate of students transferring out of the district	5.96%
Rate of students transferring between schools in district	0.00%
Rate of students transferring into the district	2.98%

## Adequate Yearly Progress

**This school meets AYP requirements for 2010. Not Title I in 2011.**

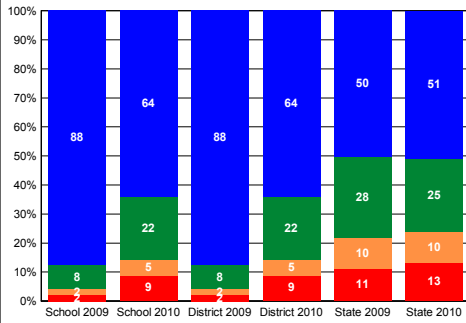
Reading and Mathematics requirements are: All student groups of 40 or more must have a 95% participation rate in the accountability tests and all student groups of 20 or more must be proficient or on track for 100% proficiency by 2014.	<b>Reading</b>		<b>Mathematics</b>		<b>Attendance</b>  This school has met requirements for Attendance. Schools must have a 90% Attendance rate from 2009 or show improvement when compared to previous years.  AYP Attendance Rate <span style="float: right;">96.99</span>	
	This school has met requirements for reading.		This school has met requirements for mathematics.			
		<b>Participation</b>	<b>Proficiency</b>	<b>Participation</b>		<b>Proficiency</b>
	All students	Yes	Yes	Yes		Yes
	American Indian/Alaskan Native	-	-	-		-
	Asian/Pacific Islander	-	-	-		-
	Hispanic	-	-	-		-
	Black, not of Hispanic origin	-	-	-		-
	White, not of Hispanic origin	Yes	Yes	Yes		Yes
	Limited English Proficient	-	-	-		-
Special Education	-	Yes	-	Yes		
Free and Reduced-Price Meals	-	Yes	-	Yes		

Exceeds standard  
Meets standard

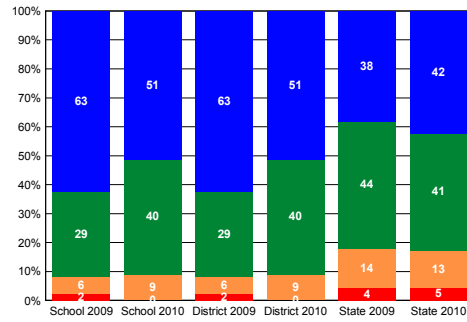
Partially meets standard  
Does not meet standard

Values are percentages - test documents with valid test scores relative to total test documents.

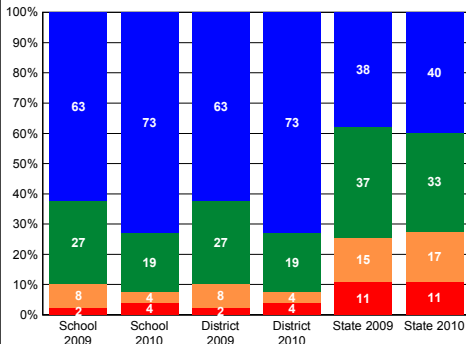
Reading - Grade 3



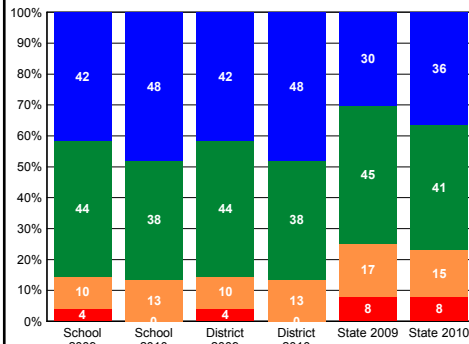
Math - Grade 3



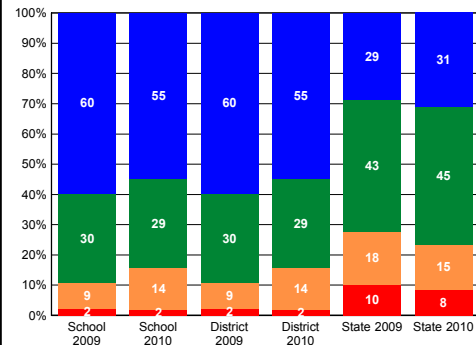
Reading - Grade 4



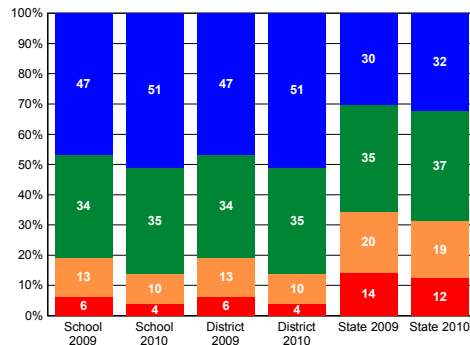
Math - Grade 4



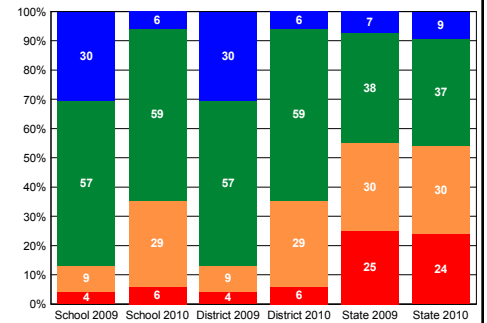
Reading - Grade 5



Math - Grade 5



Science - Grade 5



Elementary School:

Students at this school can participate in:

Half Day/Part Time Kindergarten . . . . .	Yes
Full Day/Full week Kindergarten . . . . .	No
Before and After School Programs . . . . .	No
Early Childhood Family Education Activities . . . . .	No
Physical Education. . . . .	Yes
Dance, Media Arts, Music, Theater and/or Visual Arts . . . . .	Yes

(Information collected directly from schools)

# School & District Staffing

2009-10 School Year Data

## School Staff

Number of School Staff by Position	School #	State #	Teacher Degree Preparation	School %	State %
Teachers . . . . .	20.83	52,734	Bachelor's . . . . .	48.01%	45.14%
Media Specialists . . . . .	0.00	767	Master's . . . . .	51.99%	52.56%
Other Licensed Professionals . . . . .	0.54	7,153	Doctorate . . . . .	0.00%	0.19%
Paraprofessionals . . . . .	0.00	11,948			
Administrators . . . . .	1.00	2,742	<b>Teacher Years of Experience</b>	<b>School %</b>	<b>State %</b>
Other Staff Including Non-licensed Staff	6.11	33,718	Less than 3 years . . . . .	16.66%	7.44%
Total Staff . . . . .	28.48	109,062	More than 10 years . . . . .	18.24%	60.50%
<b>State Licensure Compliance</b>	<b>School %</b>	<b>State%</b>	<b>Federal Highly Qualified Requirements</b>	<b>School %</b>	<b>State %</b>
Staff in compliance by licensure . . . . .	91.51	98.42	Teachers meeting Federal requirements for "Highly Qualified". . . . .	65.00%	97.62%
Staff in compliance by permission . . . . .	8.49	1.42	Teachers not meeting Federal requirements for "Highly Qualified". . . . .	35.00%	2.38%
			<b>This school is considered low poverty.</b>		
			Title I Paraprofessionals considered "Highly Qualified". . . . .	Data not available.	97.08%
			Inequitable Distribution of Non-HQ Teachers . . . . .	Data not available.	

Full Time Equivalent (FTE)

## District Staff

2009-10 School Year Data

Number of District Staff by Position	District #	State #	Teacher Degree Preparation	District %	State %
Teachers . . . . .	31.85	52,734	Bachelor's . . . . .	50.42%	45.14%
Media Specialists . . . . .	0.00	767	Master's . . . . .	47.06%	52.56%
Other Licensed Professionals . . . . .	3.57	7,153	Doctorate . . . . .	2.51%	0.19%
Paraprofessionals . . . . .	0.00	11,948			
Administrators . . . . .	1.03	2,742	<b>Teacher Years of Experience</b>	<b>School %</b>	<b>State %</b>
Other Staff Including Non-licensed Staff	12.88	33,718	Less than 3 years . . . . .	21.16%	7.44%
Total Staff . . . . .	49.33	109,062	More than 10 years . . . . .	22.83%	60.50%
<b>State Licensure Compliance</b>	<b>District %</b>	<b>State%</b>	<b>Federal Highly Qualified Requirements</b>	<b>District %</b>	<b>State %</b>
Staff in compliance by licensure . . . . .	92.04	98.42	Teachers meeting Federal requirements for "Highly Qualified". . . . .	65.85%	97.62%
Staff in compliance by permission . . . . .	7.96	1.42	Teachers meeting federal requirements for "Highly Qualified" in high poverty schools in district . . . . .	0.00%	
			Teachers meeting federal requirements for "Highly Qualified" in low poverty schools in district . . . . .	65.00%	
			Title I Paraprofessionals considered "Highly Qualified". . . . .	Data not available.	97.08%
			Number of Schools with Inequitable Distribution of Non-HQ Teachers . . . . .	Data not available.	37

Full Time Equivalent (FTE)

Average Administrative Salaries	District	State	Teacher Salary Information	District	State
Superintendents:		\$107,872	Average Teacher salary	\$39,390	\$52,431
Principals:			Bachelor's Degree - beginning level*	\$32,896	
Elementary:	\$75,000	\$95,508	Bachelor's Degree - highest level*	\$48,688	
Middle School:		\$102,821	Master's Degree - highest level*	\$54,141	
High School:		\$92,316			
School Board Members: *	\$0				

(\*Information collected directly from districts for 08-09 school year)

**Core Academic Classes Taught by Highly Qualified Teachers Statewide**

**2009-10 School Year Data**

		<b>Core Academic Classes</b>	<b>Core Academic Classes Taught by Highly Qualified Teachers</b>		<b>Core Academic Classes Not Taught by Highly Qualified Teachers</b>	
		<b>Total #</b>	<b>Total #</b>	<b>Percent</b>	<b>Total #</b>	<b>Percent</b>
Elementary level	High Poverty Schools	7,662	7,450	97.23%	212	2.77%
	Low Poverty Schools	8,188	8,054	98.36%	134	1.64%
	All Elementary Schools	30,538	30,002	98.24%	536	1.76%
Secondary level	High Poverty Schools	8,583	7,797	90.84%	786	9.16%
	Low Poverty Schools	22,682	22,384	98.69%	298	1.31%
	All Secondary Schools	61,900	60,238	97.32%	1,662	2.68%
All Schools in State		92,438	90,240	97.62%	2,198	2.38%

**Q Comp and Professional Development for Staff**

**2009-10 School Year Data**

Is the school/district approved for Q Comp? . . . . . No




**District Name:** NOVA CLASSICAL ACADEMY DISTRICT  
**Address:** 426 OSCEOLA AVENUE  
 SAINT PAUL, MN 55102  
**Phone:** 651-227-8622

**Principal:** BRIAN BLOOMFIELD  
**Website:**  
**Grades served:** 6,7,8,9,10,11,12

(Data from 2009-10 school year unless otherwise noted)

## Student Information 2009-10 School Year Data

### Enrollment Demographics



American Indian	0.0%
Asian	0.0%
Hispanic	0.0%
Black	0.0%
White	100.0%
Total:	100.0%

Student Population	1
Limited English Proficient	0%
Special Education	0%
Free and Reduced Price Lunch	0%

Is school eligible for open enrollment at any single grade level(s) for school year 2010-11? Data not submitted

### District Mobility 2008-09 School Year Data

**No data available because the school did not meet eligibility for measurement or was not active in 2008-2009.**

### Adequate Yearly Progress

**This school meets AYP requirements for 2010. Not Title I in 2011.**

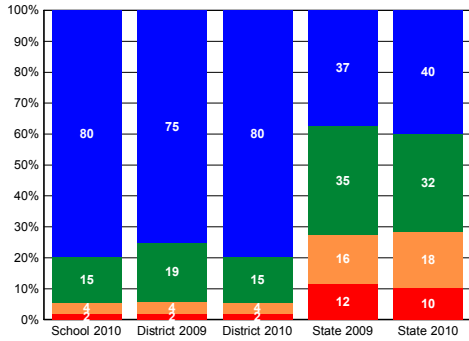
Reading and Mathematics requirements are: All student groups of 40 or more must have a 95% participation rate in the accountability tests and all student groups of 20 or more must be proficient or on track for 100% proficiency by 2014.	Reading		Mathematics		Attendance Insufficient Data
	This school has met requirements for reading.		This school has met requirements for mathematics.		
	Participation	Proficiency	Participation	Proficiency	
	All students	Yes	Yes	Yes	
	American Indian/Alaskan Native	-	-	-	
	Asian/Pacific Islander	-	Yes	-	
	Hispanic	-	-	-	
	Black, not of Hispanic origin	-	-	-	
	White, not of Hispanic origin	Yes	Yes	Yes	
	Limited English Proficient	-	-	-	
Special Education	-	-	-		
Free and Reduced-Price Meals	-	-	-		

Exceeds standard  
Meets standard

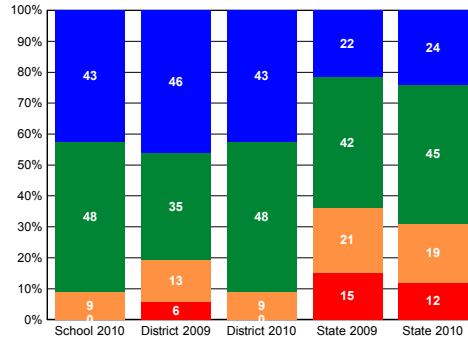
Partially meets standard  
Does not meet standard

Values are percentages - test documents with valid test scores relative to total test documents.

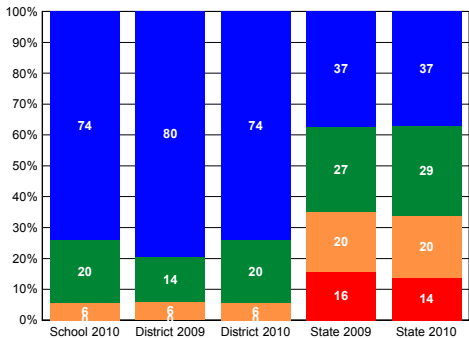
Reading - Grade 6



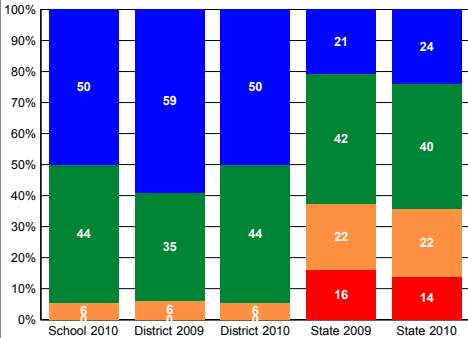
Math - Grade 6



Reading - Grade 7

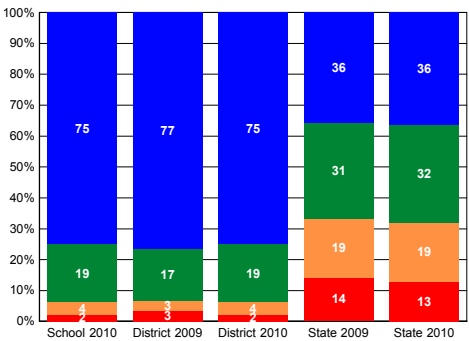


Math - Grade 7

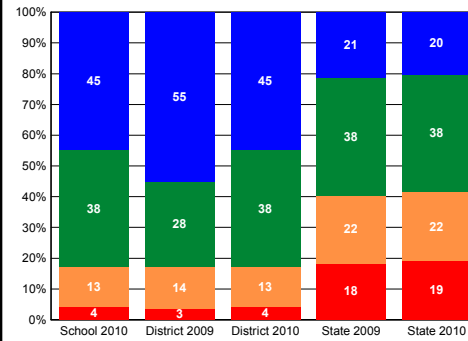


NOVA CLASSICAL ACADEMY UPPER SCHOOL

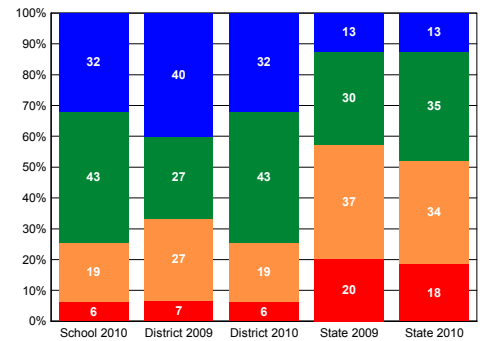
Reading - Grade 8



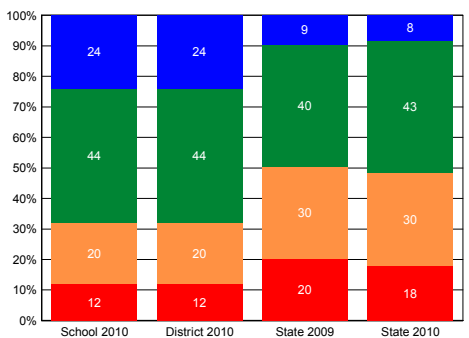
Math - Grade 8



Science - Grade 8



High School Science



High School:

Students at this school can participate in:

Competitive Athletics	No data provided.
Non-competitive Athletics	No data provided.
Co-curricular Athletics	No data provided.
Dance, Media Arts, Music, Theater and/or Visual Arts	No data provided.

(Information collected directly from schools)

Junior High/Middle School:

Students at this school can participate in:

Athletic Activities	No data provided.
Dance, Media Arts, Music, Theater and/or Visual Arts	No data provided.
Family Involvement Activities	No data provided.
Student Clubs and Organizations	No data provided.

(Information collected directly from schools)

# School & District Staffing

2009-10 School Year Data

## School Staff

Number of School Staff by Position	School #	State #	Teacher Degree Preparation	School %	State %
Teachers . . . . .	11.02	52,734	Bachelor's . . . . .	54.99%	45.14%
Media Specialists . . . . .	0.00	767	Master's . . . . .	37.75%	52.56%
Other Licensed Professionals . . . . .	2.90	7,153	Doctorate . . . . .	7.26%	0.19%
Paraprofessionals . . . . .	0.00	11,948			
Administrators . . . . .	0.00	2,742	<b>Teacher Years of Experience</b>	<b>School %</b>	<b>State %</b>
Other Staff Including Non-licensed Staff	2.97	33,718	Less than 3 years . . . . .	29.67%	7.44%
Total Staff . . . . .	16.89	109,062	More than 10 years . . . . .	31.49%	60.50%
<b>State Licensure Compliance</b>	<b>School %</b>	<b>State%</b>	<b>Federal Highly Qualified Requirements</b>	<b>School %</b>	<b>State %</b>
Staff in compliance by licensure . . . . .	92.82	98.42	Teachers meeting Federal requirements for "Highly Qualified". . . . .	66.67%	97.62%
Staff in compliance by permission . . . . .	7.18	1.42	Teachers not meeting Federal requirements for "Highly Qualified". . . . .	33.33%	2.38%
			<b>This school is considered neither high nor low poverty.</b>		
			Title I Paraprofessionals considered "Highly Qualified". . . . .	Data not available.	97.08%
			Inequitable Distribution of Non-HQ Teachers . . . . .	Data not available.	

Full Time Equivalent (FTE)

## District Staff

2009-10 School Year Data

Number of District Staff by Position	District #	State #	Teacher Degree Preparation	District %	State %
Teachers . . . . .	31.85	52,734	Bachelor's . . . . .	50.42%	45.14%
Media Specialists . . . . .	0.00	767	Master's . . . . .	47.06%	52.56%
Other Licensed Professionals . . . . .	3.57	7,153	Doctorate . . . . .	2.51%	0.19%
Paraprofessionals . . . . .	0.00	11,948			
Administrators . . . . .	1.03	2,742	<b>Teacher Years of Experience</b>	<b>School %</b>	<b>State %</b>
Other Staff Including Non-licensed Staff	12.88	33,718	Less than 3 years . . . . .	21.16%	7.44%
Total Staff . . . . .	49.33	109,062	More than 10 years . . . . .	22.83%	60.50%
<b>State Licensure Compliance</b>	<b>District %</b>	<b>State%</b>	<b>Federal Highly Qualified Requirements</b>	<b>District %</b>	<b>State %</b>
Staff in compliance by licensure . . . . .	92.04	98.42	Teachers meeting Federal requirements for "Highly Qualified". . . . .	65.85%	97.62%
Staff in compliance by permission . . . . .	7.96	1.42	Teachers meeting federal requirements for "Highly Qualified" in high poverty schools in district . . . . .	0.00%	
			Teachers meeting federal requirements for "Highly Qualified" in low poverty schools in district . . . . .	65.00%	
			Title I Paraprofessionals considered "Highly Qualified". . . . .	Data not available.	97.08%
			Number of Schools with Inequitable Distribution of Non-HQ Teachers . . . . .	Data not available.	37

Full Time Equivalent (FTE)

Average Administrative Salaries	District	State	Teacher Salary Information	District	State
Superintendents:		\$107,872	Average Teacher salary	\$39,390	\$52,431
Principals:			Bachelor's Degree - beginning level*	No data available.	
Elementary:	\$75,000	\$95,508	Bachelor's Degree - highest level*	No data available.	
Middle School:		\$102,821	Master's Degree - highest level*	No data available.	
High School:		\$92,316			
School Board Members: *	No data available.				

(\*Information collected directly from districts for 08-09 school year)

		<b>Core Academic Classes</b>	<b>Core Academic Classes Taught by Highly Qualified Teachers</b>		<b>Core Academic Classes Not Taught by Highly Qualified Teachers</b>	
		<b>Total #</b>	<b>Total #</b>	<b>Percent</b>	<b>Total #</b>	<b>Percent</b>
Elementary level	High Poverty Schools	7,662	7,450	97.23%	212	2.77%
	Low Poverty Schools	8,188	8,054	98.36%	134	1.64%
	All Elementary Schools	30,538	30,002	98.24%	536	1.76%
Secondary level	High Poverty Schools	8,583	7,797	90.84%	786	9.16%
	Low Poverty Schools	22,682	22,384	98.69%	298	1.31%
	All Secondary Schools	61,900	60,238	97.32%	1,662	2.68%
All Schools in State		92,438	90,240	97.62%	2,198	2.38%

Q Comp and Professional Development for Staff

Is the school/district approved for Q Comp? . . . . .